

# Registro EasyChair

1º Enlace: <https://easychair.org/account/signin?!=Xuxer0v9OIWVtYWMnI92sk#>

2º Crear una cuenta EasyChair :

EasyChair

Help / Log In

Log in to EasyChair for Sinergias 2021

User name:

Password:

Log in

[Forgot your password?](#)  
[Problems to log in?](#)  
[Create an account](#)

Submission of new papers for Sinergias 2021 is open.

3º Pasar Captcha y Continuar

EasyChair

Help / Log In

Create an EasyChair Account: Step 1

To create an EasyChair account you should have a valid email address and do the following.

1. pass a captcha to prove that you are not a robot;
2. fill out a simple form with your personal information;
3. follow the link we send to your email address to complete the account creation.

Please note that the use of EasyChair is subject to [our terms of service](#).

No soy un robot

reCAPTCHA

Continue

4º Rellenar Nombre, Apellidos, y correo electrónico

EasyChair

Help / Log In

Create an EasyChair Account: Step 2

Please fill out the following form. The required fields are marked by \*.

Note that the most common reason for failing to create an account is an incorrect email address so please type your email address correctly.

First name\*:

Last name\*:

Email\*:

Retype email address\*:

Continue

\* Note: leave first name blank if you do not have one. If you are not sure how to divide your name into the first and last name, [read the help article about names](#).

You may also be interested about [our policy for using personal information](#).

5º Debe recibir un correo electrónico en la dirección que usted ha facilitado. Se debe pulsar en el link recibido en el correo para confirmar el registro en la plataforma EasyChair

Dear Jorge Jordán Núñez,

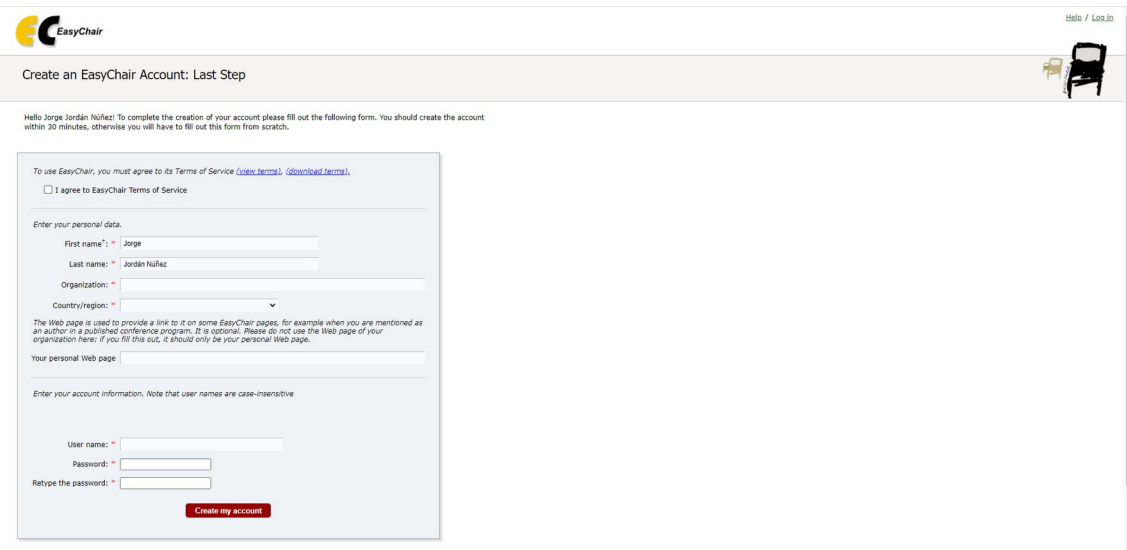
We received a request to create an EasyChair account for you. To create an EasyChair account, please click on this link:

<https://easychair.org/account/create?code=ehDAjPHIKHTZnpFaTF2>

Please note that this link is only valid for one week. After one week you will have to apply for an account again.

Please be aware that this is an unmonitored email alias, so please do not reply to this email. To contact EasyChair use the EasyChair contact Web page <https://easychair.org/contact>

## 6° Rellenar los campos referentes a la organización a la que perteneces y el Usuario y contraseña que se desea utilizar.



**EasyChair** Hello / Log In

### Create an EasyChair Account: Last Step

Hello Jorge Jordán Núñez! To complete the creation of your account please fill out the following form. You should create the account within 30 minutes, otherwise you will have to fill out this form from scratch.

To use EasyChair, you must agree to its Terms of Service ([view terms](#)) ([download terms](#)).

I agree to EasyChair Terms of Service

Enter your personal data.

First name:

Last name:

Organization:

Country/region:

The Web page is used to provide a link to it on some EasyChair pages, for example when you are mentioned as an author in a published conference program. It is optional. Please do not use the Web page of your organization here: if you fill this out, it should only be your personal Web page.

Your personal Web page:

Enter your account information. Note that user names are case-insensitive

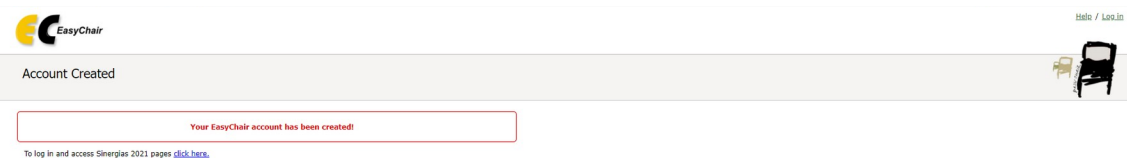
User name:

Password:

Retype the password:

**Create my account**

## 7° Aparecerá una pantalla de confirmación de registro en EasyChair



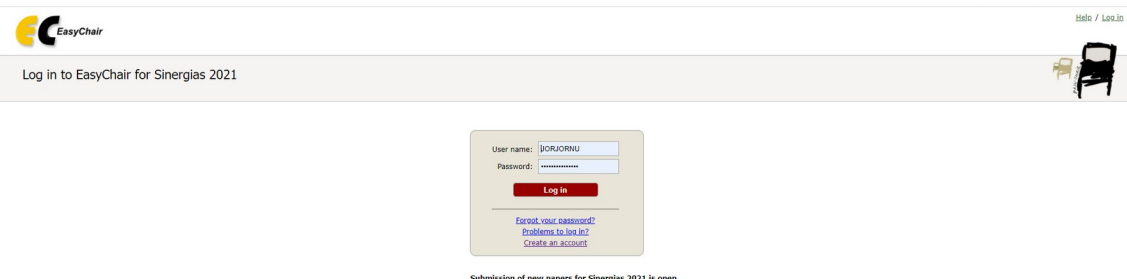
**EasyChair** Hello / Log In

### Account Created

**Your EasyChair account has been created!**

To log in and access Sinergias 2021 pages [click here](#).

## 8° Ya puede identificarse en EasyChair para subir su contribución o resumen



**EasyChair** Hello / Log In

### Log in to EasyChair for Sinergias 2021

User name:


Password:

**Log in**

[Forgot your password?](#)  
[Problems to log in?](#)  
[Create an account](#)

Submission of new papers for Sinergias 2021 is open.

## 9º Hacer un envío de trabajo



The screenshot shows the EasyChair website interface. At the top left, there is a logo for 'My EasyChair' and a navigation menu with links for 'Conferences', 'CFP', 'VCS', 'Preprints', 'Slides', and 'EasyChair'. At the top right, there are links for 'Hello / Log out'. The main content area displays the conference title 'Sinergias 2021 (Creando Sinergias - Congreso I+D+i - Campus de Alcoy - UPV)' and a message: 'You are logged in to Sinergias 2021 (Creando Sinergias - Congreso I+D+i - Campus de Alcoy - UPV). Use the links below to access Sinergias 2021.' Below this, under the heading 'Author', there is a single link: '• [make a new submission](#)'.

10º Escribir la información de los autores y la comunicación, y subir el archivo pdf del resumen.  
(Advertencia: el resumen de la comunicación debe seguir la plantilla del congreso)